

Scaled data based on original data using  
LM-79-08 Approved Method: Electrical and Photometric Measurements of Solid-  
State Lighting Products

Test Report Prepared for  
Cooper Lighting Solutions  
(formerly Eaton)

Brand: McGRAW-EDISON

Report Number: P385408

Luminaire Tested: **GWC-SA1A-722-U-SL4-HSS**

Issue Date: 3/3/2020

**Test Information**

Test Method: LM-79-08  
Report Number: P385408  
TEST IS SCALED FROM IESNA LM-79-08 TEST DATA (G2-1903-205-25)  
Test Lab: INNOVATION CENTER  
Issue Date: 3/3/2020  
Manufacturer: COOPER LIGHTING SOLUTIONS (FORMERLY EATON)  
Product Line: MCGRAW-EDISON  
Catalog Number: GWC-SA1A-722-U-SL4-HSS  
Description: GALLEON WALL LUMINAIRE  
(1) 70 CRI, 2200K, 615mA LIGHTSQUARE WITH 16 LEDS AND TYPE IV SPILL LIGHT  
ELIMINATOR OPTICS WITH HOUSE SIDE SHIELD  
Light Source: -  
Ballast/Driver: ELECTRONIC DRIVER

**Summary**

Lumens per Lamp: N/A  
Luminaire Lumens: 2970 lumens  
Efficiency: N/A  
Efficacy: 87.4 lumens/watt  
Luminous Opening: Rectangular (W 0.5' x L: 0.5' x H: 0')  
IES Classification: Type IV - Short  
BUG Rating: B0 - U0 - G1

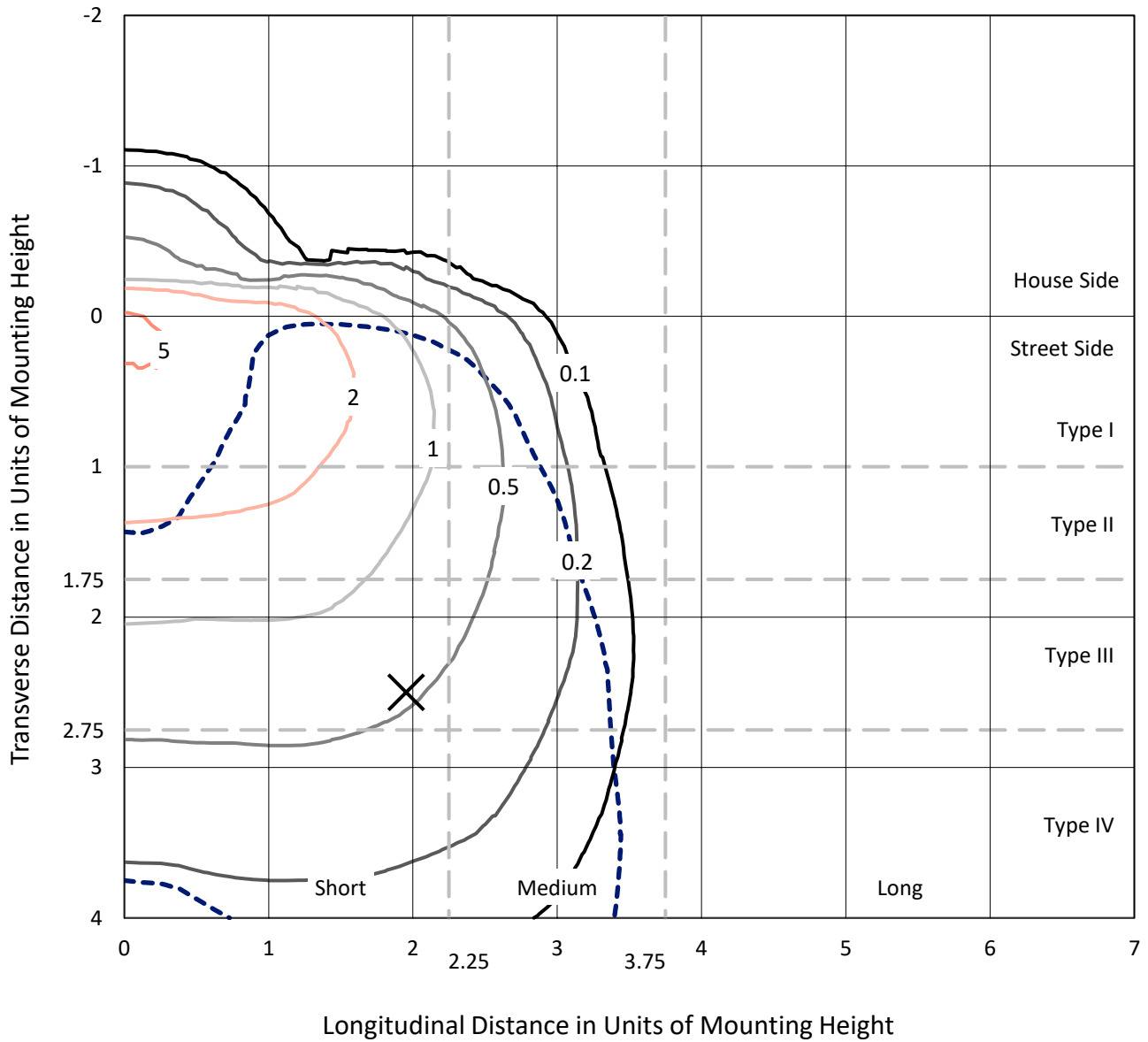
Input Watts (W): 34  
Input Voltage (V): NR  
Input Current (A<sub>in</sub>): NR  
Voltage Rise (V): NR  
Power Factor: NR  
Total Harmonic Distortion (THDi): NR  
Frequency (hertz): 60  
Stabilization Time: NR  
Operation Time: NR  
Ambient Temperature (°C): NR  
Test Distance: 24 FT



REPORT NUMBER: P385408  
 CATALOG NUMBER: GWC-SA1A-722-U-SL4-HSS

### Iso-Footcandle Lines of Horizontal Illumination

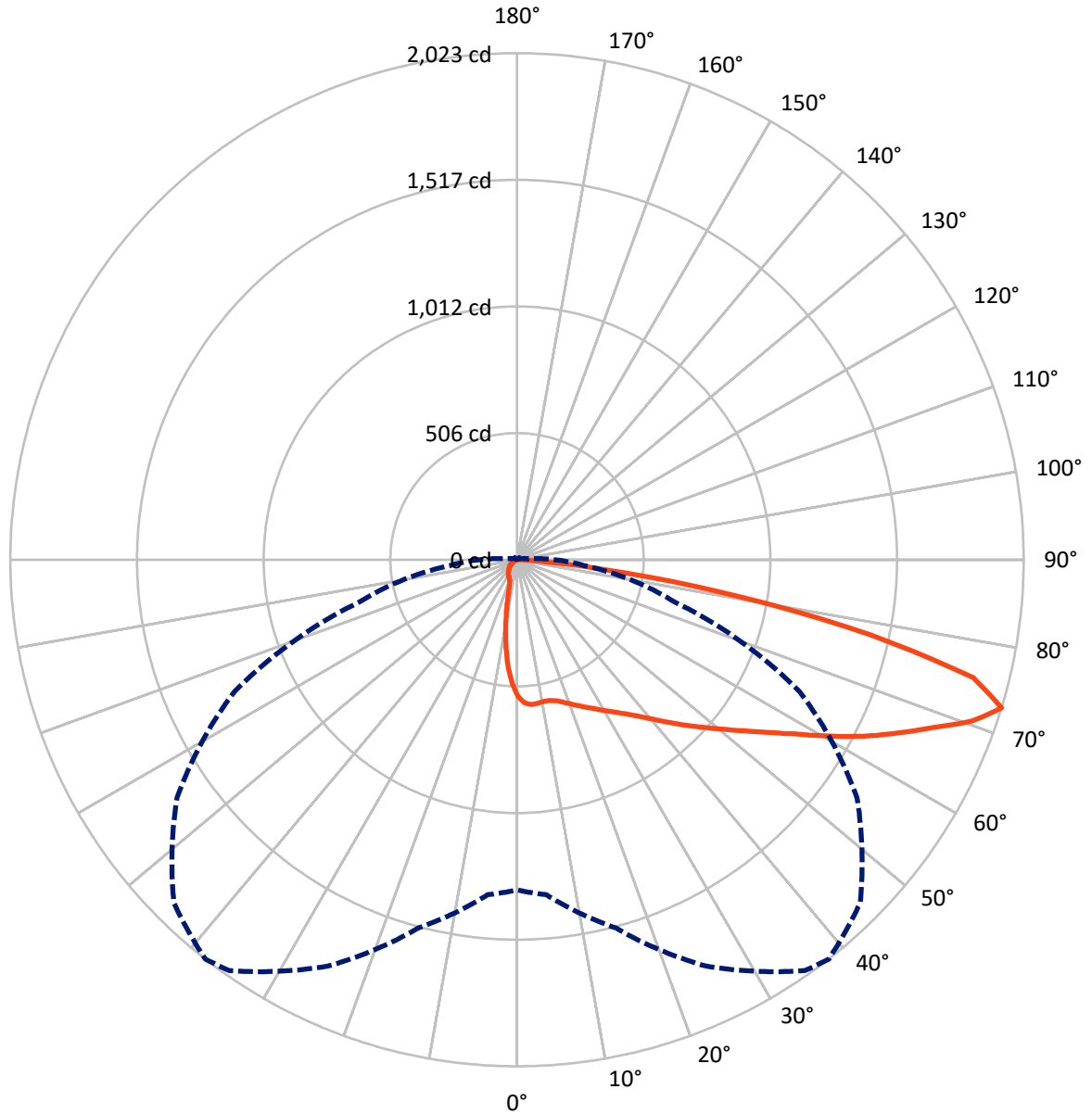
✕ Max cd  
 - - - 1/2 Max cd



Based on 10 foot mounting height. Maximum calculated value = 5.8 fc  
 Type IV - Short - N/A

REPORT NUMBER: P385408  
CATALOG NUMBER: GWC-SA1A-722-U-SL4-HSS

### Luminous Intensity Polar Plot



— Vertical Plane Through 38-Deg Lateral    - - - Horizontal Cone Through 72.5-Deg Vertical

REPORT NUMBER: P385408

CATALOG NUMBER: GWC-SA1A-722-U-SL4-HSS

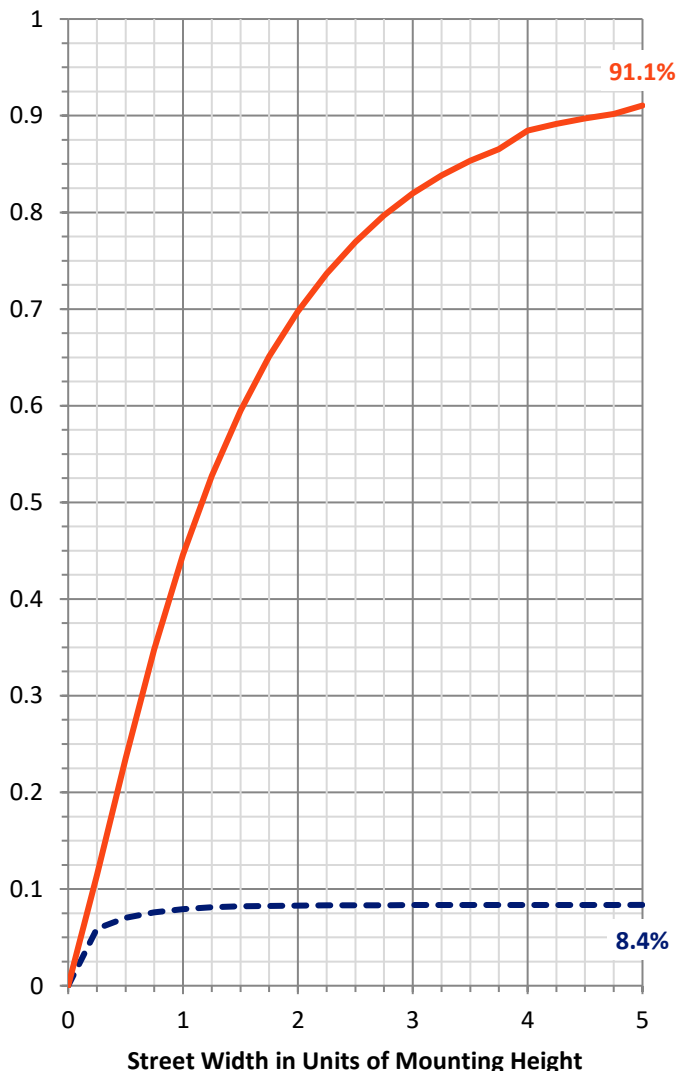
**FLUX DISTRIBUTION:**

		Downward	Upward	Total
<b>House Side</b>	Lumens	249.9	0.0	249.9
	% Fixture	8.4	0.0	8.4
<b>Street Side</b>	Lumens	2720.1	0.0	2720.1
	% Fixture	91.6	0.0	91.6
<b>Total</b>	Lumens	2970.0	0.0	2970.0
	% Fixture	100.0	0.0	100.0

**ZONAL LUMENS:**

Zone	Lumens	% Fixture
0°-10°	46.5	1.6
10°-20°	113.8	3.8
20°-30°	181.0	6.1
30°-40°	272.1	9.2
40°-50°	415.2	14.0
50°-60°	586.8	19.8
60°-70°	736.0	24.8
70°-80°	550.3	18.5
80°-90°	68.2	2.3
90°-100°	0.0	0.0
100°-110°	0.0	0.0
110°-120°	0.0	0.0
120°-130°	0.0	0.0
130°-140°	0.0	0.0
140°-150°	0.0	0.0
150°-160°	0.0	0.0
160°-170°	0.0	0.0
170°-180°	0.0	0.0
0°-90°	2970.0	100.0
0°-180°	2970.0	100.0

**Coefficient of Utilization**



REPORT NUMBER: P385408

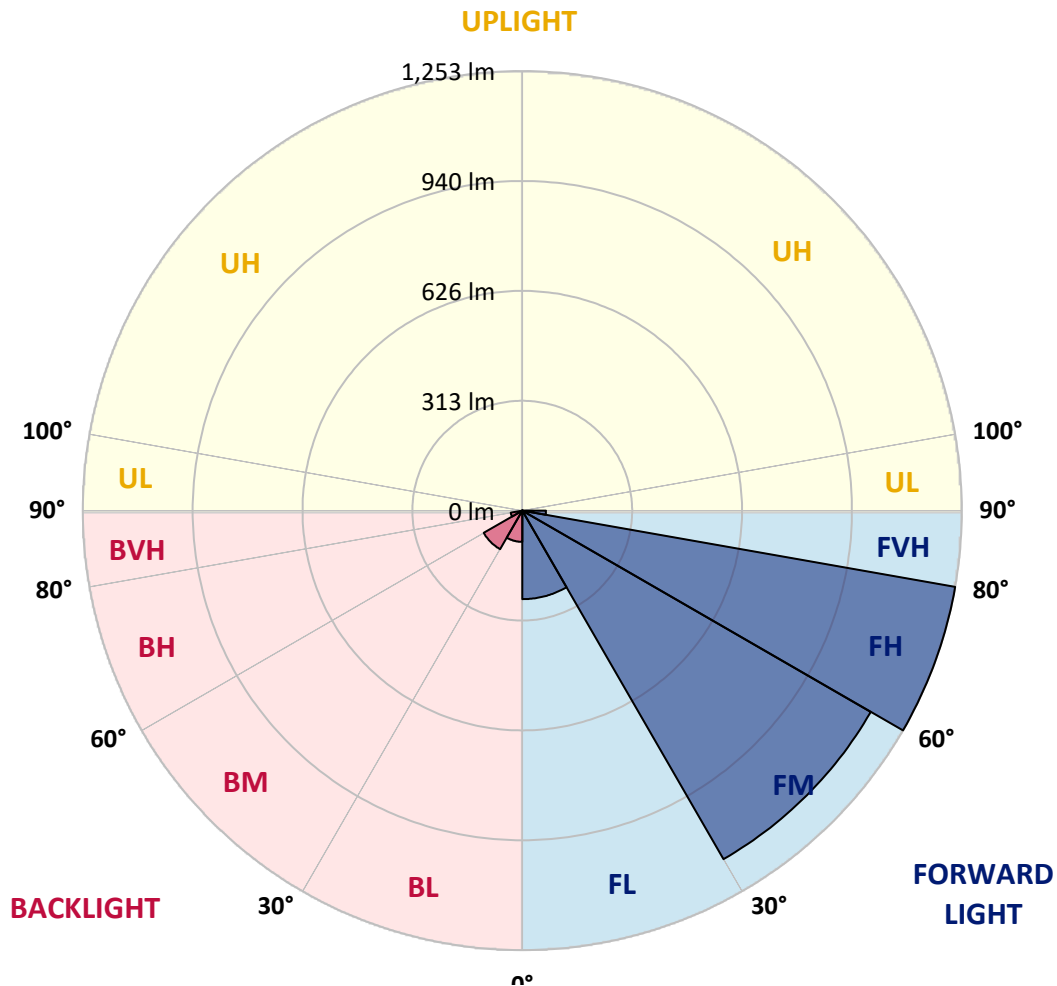
CATALOG NUMBER: GWC-SA1A-722-U-SL4-HSS

**LUMINAIRE CLASSIFICATION SYSTEM LUMEN TABLE AND BUG RATING:**

Zone	Lumens	% Fixture	Zone Rating/Lumen Limit		
			B	U	G
FL (0°-30°)	252.4	8.5			
FM (30°-60°)	1147.1	38.6			
FH (60°-80°)	1252.9	42.2			G1/1800
FVH (80°-90°)	67.6	2.3			G1/100
BL (0°-30°)	89.0	3.0	B0/110		
BM (30°-60°)	126.9	4.3	B0/220		
BH (60°-80°)	33.4	1.1	B0/110		G0/110
BVH (80°-90°)	0.6	0.0			G0/10
UL (90°-100°)	0.0	0.0		U0/0	
UH (100°-180°)	0.0	0.0		U0/0	

**BUG Rating: B0-U0-G1**

Type IV Short





REPORT NUMBER: P385408  
 CATALOG NUMBER: GWC-SA1A-722-U-SL4-HSS

**CANDELA DISTRIBUTION (FULL):**

	0°	5°	15°	25°	35°	38°	45°	55°	65°	75°	85°
0°	546.2	546.2	546.2	546.2	546.2	546.2	546.2	546.2	546.2	546.2	546.2
2.5°	579.7	579.8	578.5	576.3	573.4	572.0	569.5	565.5	561.3	553.8	545.7
5°	591.6	591.6	589.8	586.9	582.3	581.0	576.3	570.0	561.3	549.1	535.4
7.5°	590.3	590.6	588.2	585.2	580.6	579.4	573.7	566.6	555.9	541.1	523.6
10°	583.9	584.5	582.7	581.2	577.0	575.7	570.3	563.3	552.6	536.8	516.7
12.5°	577.4	578.0	578.6	580.0	577.4	576.9	572.7	566.8	556.5	540.1	517.4
15°	573.2	574.4	578.9	584.2	584.8	584.3	581.6	576.0	565.7	548.6	522.7
17.5°	573.2	575.2	584.4	594.5	598.1	598.5	596.1	588.4	576.0	557.8	527.7
20°	578.0	580.7	595.1	609.4	615.4	615.4	610.8	600.0	585.5	566.0	531.0
22.5°	590.3	593.9	612.0	628.6	634.9	633.5	627.3	611.5	595.4	575.4	535.2
25°	614.6	617.3	636.2	652.9	656.7	653.6	645.8	625.6	608.0	588.1	542.8
27.5°	646.0	646.3	665.8	679.9	677.5	675.4	665.7	643.2	626.1	606.2	556.0
30°	680.4	680.4	697.5	708.2	701.1	699.4	689.6	664.6	649.3	630.9	574.8
32.5°	713.7	715.2	729.1	735.9	727.9	726.1	716.6	691.6	680.1	668.5	604.0
35°	745.9	747.0	760.2	763.9	756.2	756.7	749.9	728.7	724.4	722.9	648.1
37.5°	777.1	777.3	790.8	793.1	789.3	793.5	794.1	775.3	783.4	795.3	710.1
40°	805.6	805.8	819.1	825.2	831.7	837.1	842.0	832.0	858.5	886.2	784.0
42.5°	828.4	831.0	847.9	859.3	876.6	887.0	900.1	899.6	947.9	989.6	873.3
45°	848.5	852.9	876.5	896.6	926.2	942.7	963.2	979.2	1048.6	1104.7	963.7
47.5°	875.0	879.2	906.1	939.0	978.5	1000.2	1034.1	1068.8	1159.2	1217.7	1052.0
50°	912.4	910.5	937.1	984.3	1035.0	1063.5	1111.8	1163.8	1269.0	1316.1	1103.9
52.5°	952.2	951.5	971.1	1033.5	1101.6	1134.9	1198.8	1261.9	1373.9	1383.9	1127.7
55°	1001.6	996.3	1012.8	1089.6	1180.7	1216.4	1291.7	1359.1	1457.6	1422.2	1139.7
57.5°	1053.2	1044.5	1060.3	1152.2	1269.8	1312.1	1394.5	1453.9	1513.2	1448.3	1139.6
60°	1106.7	1096.3	1115.0	1230.4	1380.6	1429.6	1506.0	1517.9	1565.1	1461.5	1131.2
62.5°	1151.3	1145.1	1173.0	1314.0	1504.3	1552.4	1590.3	1576.1	1608.9	1471.8	1111.6
65°	1198.5	1198.9	1243.9	1411.6	1635.8	1668.2	1671.5	1651.6	1645.6	1469.7	1045.2
67.5°	1262.4	1268.4	1343.5	1544.0	1763.7	1788.8	1788.5	1733.4	1672.3	1386.3	898.1
70°	1330.0	1344.0	1458.2	1695.6	1903.3	1928.8	1915.7	1785.4	1574.6	1121.0	635.6
72.5°	1318.7	1342.9	1522.0	1791.2	2003.6	2023.0	1938.0	1657.5	1244.6	651.5	270.6
75°	1017.4	1045.4	1395.5	1696.5	1898.4	1881.0	1665.2	1289.8	680.1	181.8	60.9
77.5°	537.4	552.3	921.9	1292.4	1480.3	1443.9	1173.0	715.5	207.3	45.0	27.4
80°	281.5	284.9	401.7	733.3	913.6	913.9	695.2	314.3	85.5	23.1	18.4
82.5°	150.7	153.7	212.3	338.8	478.7	433.9	266.2	172.9	49.7	13.1	17.6
85°	36.3	36.9	120.4	154.8	188.2	134.4	79.1	145.2	13.4	7.6	14.3
87.5°	13.9	14.2	44.7	67.0	48.0	31.1	37.0	54.1	1.7	3.0	2.2
90°	0.0	0.0	0.0	0.0	0.0	0.0	0.0	0.0	0.0	0.0	0.0



REPORT NUMBER: P385408  
 CATALOG NUMBER: GWC-SA1A-722-U-SL4-HSS

**CANDELA DISTRIBUTION (continued):**

	90°	95°	105°	115°	125°	135°	145°	155°	165°	175°	180°
0°	546.2	546.2	546.2	546.2	546.2	546.2	546.2	546.2	546.2	546.2	546.2
2.5°	540.7	537.5	529.6	519.7	510.8	504.4	494.7	488.4	484.3	484.1	482.5
5°	527.1	520.5	503.5	483.3	464.9	448.4	428.9	413.5	402.0	400.1	396.2
7.5°	512.4	501.6	475.5	443.9	413.1	381.8	345.4	322.8	303.4	294.2	293.2
10°	503.4	488.3	451.2	405.6	357.2	306.3	258.7	225.7	201.9	195.1	190.1
12.5°	501.5	481.7	432.4	369.5	300.5	233.1	180.5	145.4	126.4	120.4	118.8
15°	503.4	478.6	416.7	333.9	243.0	165.4	121.1	100.8	93.6	91.9	91.8
17.5°	504.5	474.9	398.8	294.3	187.2	118.2	92.8	86.8	85.7	85.6	85.8
20°	504.4	469.2	377.4	250.1	139.3	92.9	83.9	82.6	82.4	82.5	82.4
22.5°	503.5	462.5	354.0	204.6	105.2	83.0	80.1	79.3	79.2	79.2	79.2
25°	505.1	457.2	328.2	161.1	86.7	78.4	76.6	76.0	75.9	75.9	75.6
27.5°	510.9	454.3	300.0	124.0	78.3	74.4	72.9	72.8	72.4	72.3	72.5
30°	520.3	454.3	269.0	96.5	73.3	70.2	69.1	68.8	68.7	68.6	68.7
32.5°	536.8	457.7	235.2	80.2	68.5	65.5	64.8	65.1	64.8	64.8	64.8
35°	566.6	468.1	199.8	69.9	63.4	60.9	60.2	60.7	60.4	60.4	60.3
37.5°	610.2	487.3	164.2	63.8	59.0	56.4	55.4	56.1	55.9	55.9	55.8
40°	663.2	515.3	130.3	59.1	54.6	51.9	51.1	51.4	50.8	50.8	51.1
42.5°	728.7	550.9	100.6	54.5	50.3	47.7	47.2	46.9	45.8	45.1	45.3
45°	801.5	587.9	78.4	50.1	46.3	44.2	43.4	42.4	40.6	39.3	39.5
47.5°	866.5	616.4	63.8	45.8	42.6	41.0	39.8	38.0	35.3	33.8	33.9
50°	900.7	620.7	54.3	41.4	39.1	37.5	35.9	33.1	29.8	28.2	28.1
52.5°	909.4	600.4	47.2	37.5	35.6	33.8	31.7	27.9	24.3	22.6	22.3
55°	912.6	569.6	41.0	33.8	31.9	29.8	27.1	22.8	19.5	17.8	17.6
57.5°	902.0	523.6	36.0	30.5	28.2	25.7	22.3	18.3	15.0	13.7	13.7
60°	878.5	461.3	32.2	26.9	24.4	21.5	18.0	14.2	11.2	10.1	10.1
62.5°	831.5	380.6	28.6	23.2	20.8	17.8	14.6	10.7	7.9	7.3	7.4
65°	742.8	288.8	25.0	19.9	17.8	14.7	11.3	7.6	5.3	5.3	5.6
67.5°	605.7	200.6	21.3	16.9	15.3	12.0	8.6	5.3	3.7	4.2	4.7
70°	401.0	112.5	18.3	13.9	13.1	9.5	6.4	3.6	3.0	3.9	4.8
72.5°	151.3	43.8	15.3	11.2	11.3	7.3	4.6	2.7	2.7	4.3	5.7
75°	42.2	21.5	11.0	8.3	8.9	5.3	3.3	2.3	2.6	4.9	6.7
77.5°	24.8	15.8	7.2	4.8	6.0	3.7	2.2	1.9	2.2	4.2	6.4
80°	20.0	8.4	4.2	2.5	3.3	2.1	1.5	1.1	0.6	1.6	3.3
82.5°	20.0	5.1	2.0	1.7	1.7	1.1	0.7	0.5	0.1	0.0	0.9
85°	13.4	2.1	1.2	1.1	0.9	0.4	0.2	0.1	0.0	0.0	0.0
87.5°	2.2	0.9	0.5	0.2	0.1	0.0	0.0	0.0	0.0	0.0	0.0
90°	0.0	0.0	0.0	0.0	0.0	0.0	0.0	0.0	0.0	0.0	0.0



Signify Classified - Internal  
Cooper Lighting Solutions Photometric Lab  
1121 Highway 74 South  
Peachtree City, GA 30269

Scaled Data Report



Report Generated By 670245982

Signify Classified - Internal  
Cooper Lighting Solutions Photometric Lab  
1121 Highway 74 South  
Peachtree City, GA 30269

Scaled Data Report



Signify Classified - Internal  
Cooper Lighting Solutions Photometric Lab  
1121 Highway 74 South  
Peachtree City, GA 30269

Scaled Data Report



Signify Classified - Internal  
Cooper Lighting Solutions Photometric Lab  
1121 Highway 74 South  
Peachtree City, GA 30269

Scaled Data Report





--- HS — SS

Signify Classified - Internal  
Cooper Lighting Solutions Photometric Lab  
1121 Highway 74 South  
Peachtree City, GA 30269

Scaled Data Report



u

Signify Classified - Internal  
Cooper Lighting Solutions Photometric Lab  
1121 Highway 74 South  
Peachtree City, GA 30269

Scaled Data Report



Signify Classified - Internal  
Cooper Lighting Solutions Photometric Lab  
1121 Highway 74 South  
Peachtree City, GA 30269

Scaled Data Report



(END OF REPORT)